



# **North Sheffield Youth Forum**

## **Research Report**

**October 2008**

# Contents

- 1. Background**
- 2. Introduction**
- 3. Methodology**
- 4. Key Findings**
- 5. Discussions**
- 6. Effect of alcohol on young people**
- 7. Recommendations**
- 8. Conclusion**
- 9. Appendices**
  - 1. Questionnaire**
  - 2. Why research took place**
  - 3. Full findings**
  - 4. Evaluation**

The conclusions and views reached in this research report have been made by The Children and Young People's Empowerment Project (CHILYPEP) at North Sheffield Youth Forum (NSYF) and are not necessarily the view of The National Youth Agency.

## Introduction

The **Children and Young People's Empowerment Project (CHILYPEP)** and **North Sheffield Youth Forum(NSYF)** was successfully awarded funding from the **Young Researchers Network (YRN)** and the **Youth Opportunities Fund (YOF)**, which enabled NSYF to undertake research into the needs of young people in North Sheffield. The aim of the research was to understand and listen to the voices of young people across North Sheffield on the effects of alcohol in their community.

With some support from the local secondary schools, workers from CHILYPEP and NSYF members recruited young people within the area of North Sheffield to join the group. CHILYPEP workers with additional support from the YRN, provided training in research skills, so that the young people could design and deliver a research project. The training consisted of questionnaire design, research ethics, communication skills and interview skills so that young people were equipped to become peer researchers and undertake the research (using a questionnaire survey) with their peers. The peer researchers were key participants in making recommendations arising from the research carried out. In addition to the skills they learnt, the training also gained NSYF members an ASDAN accreditation.

It is increasingly noted that consultation is a significant process when aiming to better meet the needs of young people. This was highlighted in 'Aiming High', the Government's 10 year Youth Strategy, in 2007. The UN Convention on the Rights of the Child emphasises the importance of understanding the experiences of young people in their local community and recognising that they have the right to have their voices heard on the decisions that affect their lives.

The idea behind peer research was raised during an NSYF session: the young people identified and discussed alcohol as an issue that influences young people in the area and the local community. For this reason, the group decide to develop a research project and have relevant training to design a questionnaire and become peer researchers. The training has enabled them to become confident to approach and interview young people in the area using the questionnaire NSYF developed. Young people from NSYF wanted to explore and learn more about why alcohol is an issue and what they can try to do to support the young people around this issue.

The research was driven by the need to provide a more realistic and representative sample of young people's views. It was seen as the best way for young people to hear the voices of other young people in their communities and hard to reach areas within the local community.

The research findings will be distributed to decision makers in the area so that the voices of young people are able to influence the services that are provided and the decisions made that affect their lives.

## Background

NSYF is based at Remington Youth and Community Centre in Parson Cross, North Sheffield. The NSYF Members meet every other Wednesday to talk about what is going on in their area, what action to take and also to give a voice to young people. NSYF was established in September 2003 since then it has:

- Carried out lots of Peer Research projects
- Designed the structure of the Area Wide Youth Parliament
- Set up a Peer Mentoring project
- Worked with local organisations
- Modernised and expanded the Internet area in Remington Youth and Community Centre
- Created the NSYF website
- Completed a Spanish project which included learning to speak Spanish and engaging with Spanish young people on an international residential trip to Madrid
- Received funding from YOF to have our own CHILYPEP mini bus and have input on the design of the graphics that will be displayed on the mini bus
- Set up our own grant scheme called “Kerching!!” where young people could apply for up to £1000 for their own project. The delivery of the Youth Opportunity Fund in Sheffield has been based on NSYF’s experience of running “Kerching!!”.

Chilypep mission statement is to work with children and young people to make the most of opportunities to influence and improve their lives and communities through empowerment and participation in a challenging, fun and action packed way. Our aims are to:

- Increase the involvement of children and young people in decision-making processes, seeking creative ways of enabling them to contribute to improvements within their neighbourhoods and wider communities and to assist them to influence provision of local services.
- Increase children and young people’s skills base, through training and personal development, so that they can effectively engage with decision-making structures and access services relevant to their needs and personal development, and to develop projects and activities to meet their identified needs.
- Provide training to volunteers, organisations and projects that promote good youth work practice, including participation and empowerment practices.

*Thanks also to The BIG Lottery Fund for funding the Peer Mentoring Project and to the Chilypep workers who support NSYF and this peer research.*

## **Methodology**

### **Questionnaire survey**

The questionnaire into how alcohol affects young people in North Sheffield was designed and developed by the peer researchers who are actively involved in NSYF. The questionnaire was aimed at young people in North Sheffield, aged between 11-25 years old.

The original idea for a research project came from a successful research project carried out in 2003, by previous members of NSYF. The younger and newer members of NSYF wanted to carry out a research project around alcohol and your community as they felt it was a significant issue for young people in their areas.

To do the research, NSYF needed more new members and also some peer research training to help them design and carry out the research project. CHILYPEP employed two young people (both aged 18) as sessional workers, who had previously been NSYF members. They were actively involved in the project throughout the five years since it began and successfully carried out the 2003 research project. These young people carried out the training and supported the current NSYF members to carry out the peer research. One of them also wrote an evaluation of the research, which is included at the end of the report as Appendix 4. The aim was to provide general and interesting training from young people to young people. When out and about undertaking the research, young people would approach other young people on the streets or in local youth centres. In the past, CHILYPEP has found that it is far more effective when young people listen to other young people rather than young people listening to adults. Workers were present at all times when young people were carrying out the research.

Once a big recruitment drive had been carried out in the schools, on the streets and by word of mouth, NSYF members began the training to become peer researchers. The training programme was broad and detailed and included the following modules:

- Team building & confidence building
- Ground rules
- Confidentiality & Listening
- Interview techniques
- Equal opportunities
- Health & Safety
- Ethics of research
- Ethos of research
- Relative data
- Graphic data
- Recommendations.

When the majority of the research training had been delivered and the young people from NSYF felt confident and comfortable about going out on the streets with their questionnaires, the group mapped out areas in the locality where other young people hang out. NSYF members all live in the local area and therefore have a better awareness and knowledge which enabled them to identify places to target young people. After mapping out the local areas, they drew up a timetable that included each area to cover and which also consisted of different days of the week, evenings and day times (see Appendix 2) in order to come in contact with a variety of young people.

The research was carried out over the schools summer holidays (July-August 2008). The young people went out in small groups (normally 2to6) and always with two members of staff. The peer researchers approached young people in the streets explaining what they were doing, why they were doing it, and what they will be doing with the findings that come out of the research. Peer researchers took the alcohol questionnaires into local youth services, libraries and community centres as they were very helpful in getting their young people to participate in the questionnaires and have their voices heard. Unfortunately, we couldn't approach the schools or colleges with the questionnaires as they were all closed during the summer break.

Once the research had taken place, NSYF went on a residential to look at what they had found out and to decide how to produce their report. The NSYF training and fun residential was really enjoyable for young people and workers! Everyone got involved in the team building exercises and outdoor activities. They conquered their fears of heights, got really muddy, had fun and most of all built up new friendships with one another. The young people worked really hard when analysing and interpreting the data from the research. They all contributed their own ideas when discussing and deciding on the recommendations from the data. They also chose which questions they wanted to feature as key findings in the report. The work done by the group was really helpful and they should all be proud of themselves, as CHILYPEP workers noticed their dedication and commitment to the project. There are also plans for conferences where NSYF members hope to present the report's findings to local groups and decision makers. After this, members will look to develop new projects, the aim of which will be to effectively tackle the problems in this area around alcohol misuse which are shown in this report.

## How alcohol affects Young People in North Sheffield: the key findings

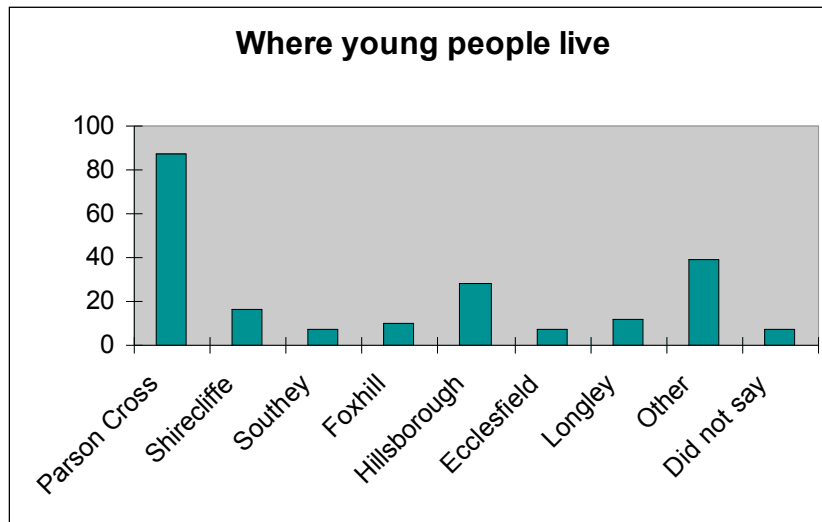
These are issues that have come out of the research findings that young people in North Sheffield feel are important to them and would like to show others.

In total, 213 respondents participated in the questionnaires. The majority of young people who answered the questionnaires were under the age of 18 years. When we approached young people over the age of 18 they often and strongly mentioned that their opinions are never taken into account, which meant that they were frequently much harder to engage with.

Older age groups (18+) were not evenly represented and the ethnic profile of respondents was representative of the area, which is predominantly White British (88%).

A number of monitoring questions were asked at the beginning of the questionnaire which can be seen in full in Appendix 1. Respondents were asked, amongst other things, for their age, ethnicity and whether they had any physical or learning disabilities, always having the option to choose not to say. As the questionnaire was substantial, NSYF members decided to pick out key questions to include in the report, once the findings had been collated. The chosen questions are included in the following section

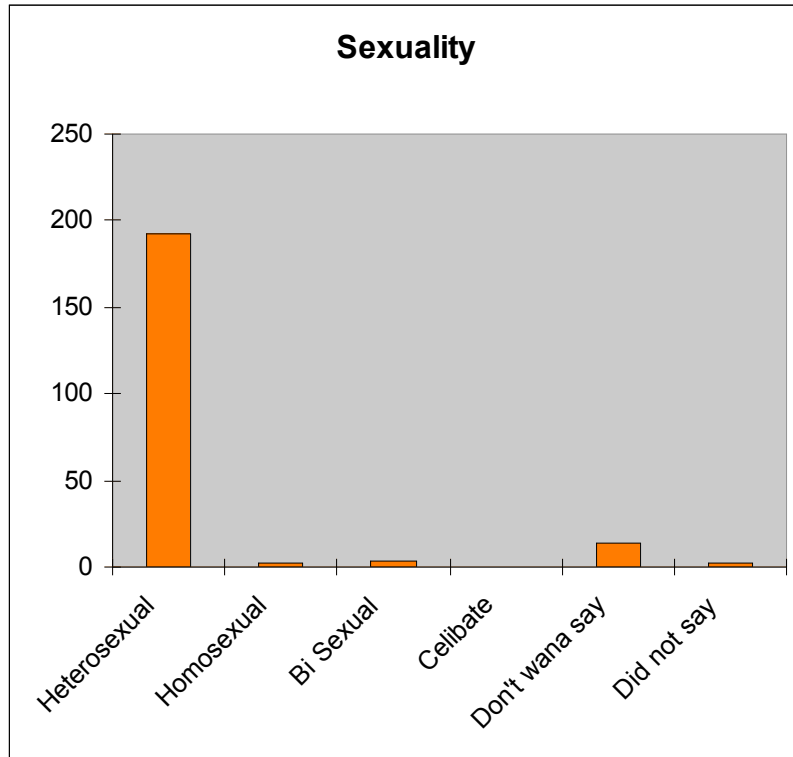
### Information on the young people in the sample



Young people were more responsive when asked to complete questionnaires on the streets in Parson Cross. This is demonstrated by the fact that 87 respondents (41%) claimed to live in that area. Hillsborough was declared by 28 young people (13%) as the place where they live and 18% (39 respondents) claimed that they

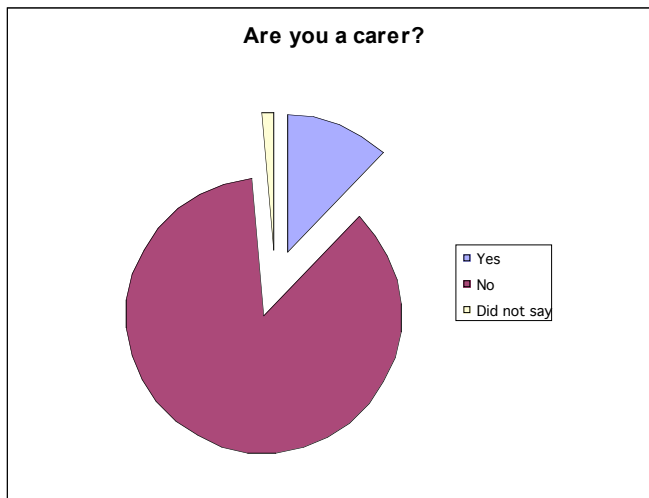
lived in an area not specified on the list. As demonstrated in the full results in Appendix 3, the younger age groups were more curious about the questionnaire and listened to what we were going to do with findings from the research.

## Sexuality

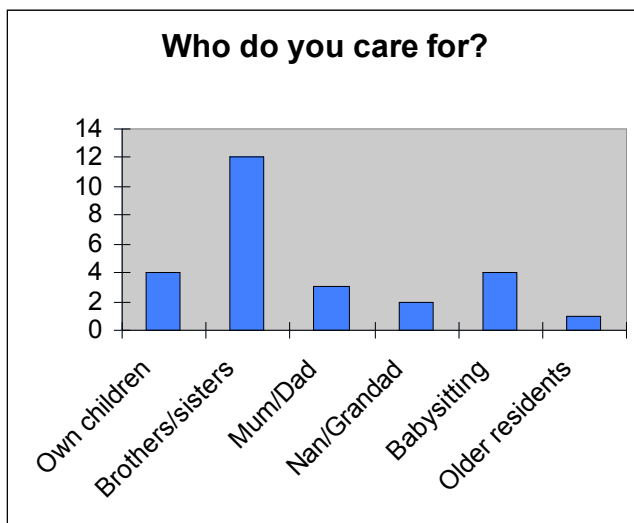


A very small percentage (1%) identified themselves as homosexual and similarly 1% said they were bi-sexual. Nobody said they were celibate. The vast majority (90%) identified themselves as heterosexual, 14 people (7%) chose not to say and 2 people (1%) did respond to this question. It is interesting to note that when asking this question to young people there appeared to be a high level of homophobia amongst this age group in the area

## Are you a carer?



26 young people (12%) identified themselves as carers. 184 respondents (86%) said they were not carers and 3 people (1%) chose not to say. The group felt that, as the proportion of carers was fairly high, it was important to include this question as it highlighted the level of responsibility a number of young people have to take. It has not been possible to make any links between this and the affects of alcohol on young people. However, NSYF have included a recommendation about meeting the needs of young carers (page 28)

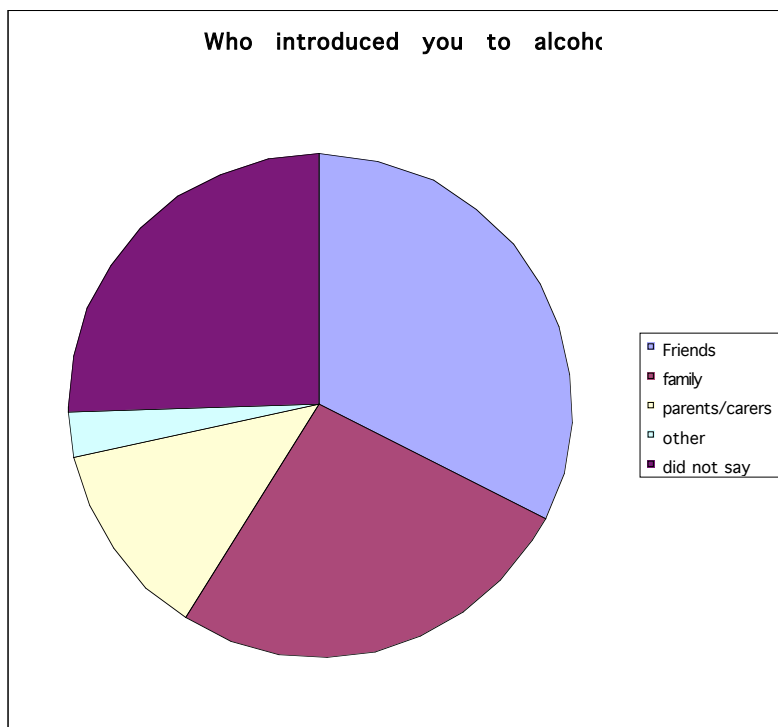


Those who responded that they were carers were then asked which of the specified people (shown on the graph above) they looked after. 46% of those young people said they are looking after siblings with 32% looking after them on a daily basis, as shown in Appendix 3 (Question 8c). It is also interesting to note that 4 (15%) of the young people asked were parents and that 3 (12%) respondents said they have responsibility to care for their own parents.

## Drinking alcohol

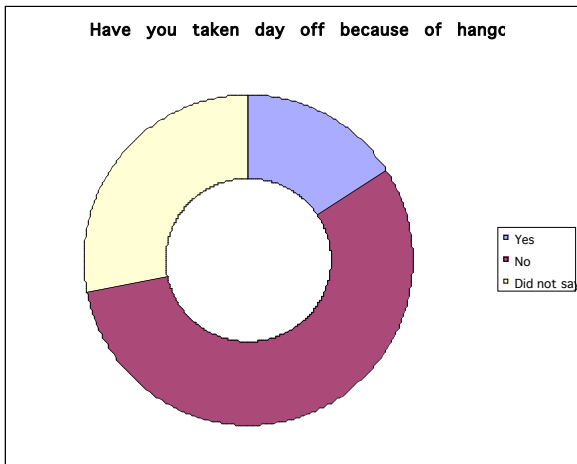
The young people who took part in the questionnaire were asked a series of questions on alcohol, their understanding of it as well as their own personal experiences. When asked if they drank alcohol at all, 71% of respondents said that they did (151 people). Following on from this, 46 young people (22%) said that the time they drink alcohol is at special occasions, with 13 respondents (6%) saying they drink alcohol every day. 59 of the people asked (28%) chose not to give an answer to that question.

### 1. Who introduced you to alcohol?



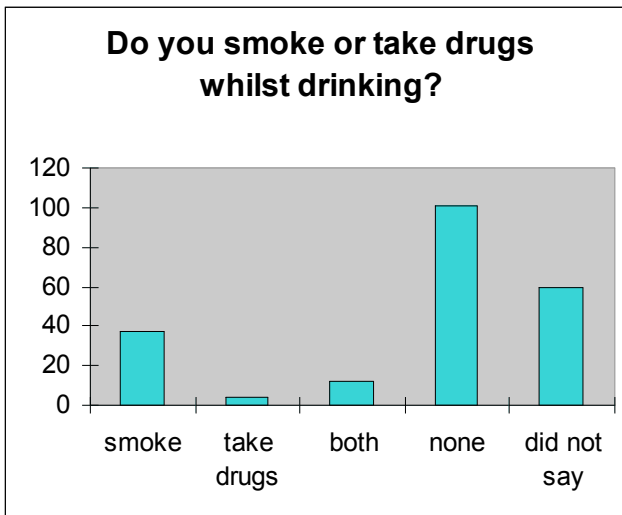
The largest proportion of those asked (33%) said that friends had introduced them to alcohol. However, 26% said family members had done this and 31 young people (13%) said parents/carers were the first to introduce them to alcohol. This means that altogether those who said it was family and parents/carers who first gave them alcohol make up the largest group. A significant number of people chose not to say (63 people or 26%).

2. Have you ever taken a day off school/college/work because you had a hangover?



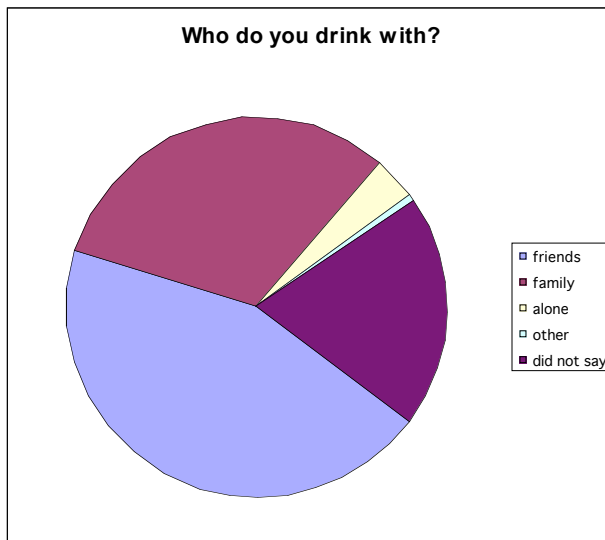
The majority (119 people or 56%) of young people who drink alcohol, said that they had never taken a day off because of a hangover. 16% (34 respondents) said they had done this before and 60 people (28%) chose not to say. It is possible that the high percentage of people who said this had never happened is linked to the percentage of people (22%) who answered question 3 by saying they only drink on special occasions and the 16% who only drink at weekends.

3. Do you ever smoke or take drugs while drinking?



Nearly half of those asked (47%) said that they don't feel the need to smoke or take drugs just because they have a drink of alcohol. However, 37 respondents (17%) said that they smoke whilst drinking alcohol and 12 people (6%) said that they take drugs as well as smoking whilst drinking. A fairly high proportion (59 people or 28%) chose not to answer this question.

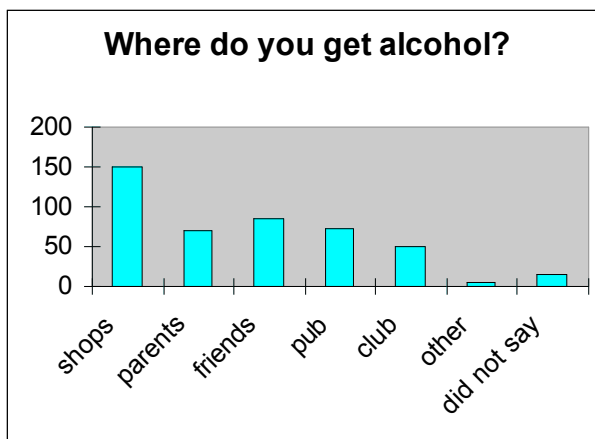
#### 4. Who do you drink with?



Nearly half of all the young people asked (45%) drink alcohol with friends. 98 people, a fairly large proportion (32%), also said that family were the people they drink with

#### Getting alcohol

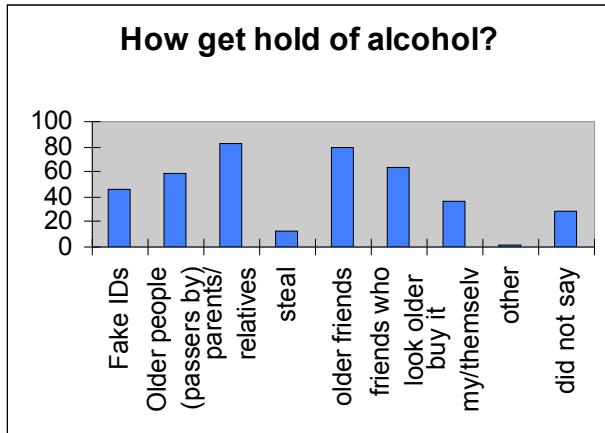
##### 1. If you or anyone you know drinks alcohol, where do you/they get it from?



There was quite a variety of responses to this question. Young people who gave a response were very open about where they get alcohol from. The highest percentage of respondents (34%) said that they purchase alcohol directly from shops. Following on from this, 19% cited friends as the suppliers of alcoholic drinks to them. It was interesting to note that 16% of young people said that they get alcohol from their parents. A similar percentage (16%) of those who completed the questionnaire claimed that pubs served them with alcohol and clubs were also cited by 11% as being the place where they are able to purchase

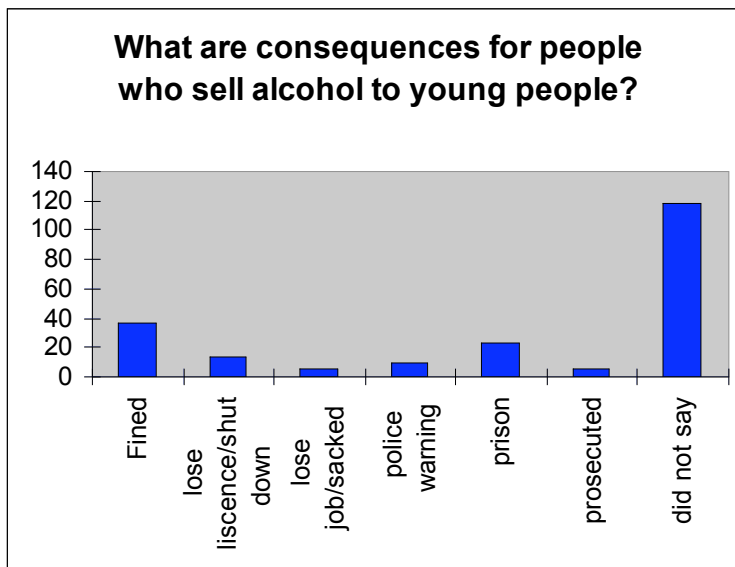
alcoholic drinks. A small percentage (1%) said there were 'other' places where they get alcohol and 13% chose not to say at all.

2. If you/they are under 18 how do you/they get hold of alcohol?



20% of those asked said that alcohol was bought for them by relatives and the same percentage said that older friends did this for them. It is significant that 14% of the young people said that passers by were the people who bought alcohol for them, whilst Fake IDs allow 11% (46 young people) to do this themselves.

3. What do you think the consequences are for people who sell to under 18s?

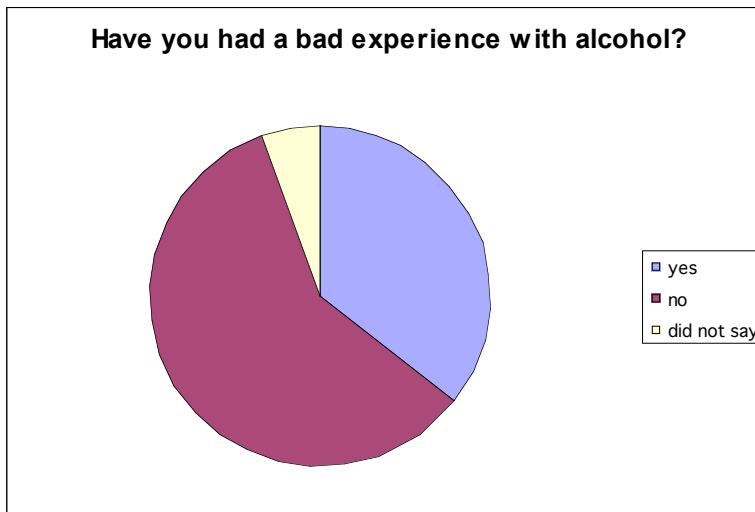


When asked if they knew the consequences for people who sell alcohol to young people under the age of 18 years, 51% said *yes* and 42% said *no*. In this question, the young people did not seem bothered about what the consequences should be for the people selling it illegally, as 55% (118 people) did not give an

answer. 37 respondents (17%) did say that people selling alcohol to underage drinkers should be fined and 23 (11%) said that they should go to prison.

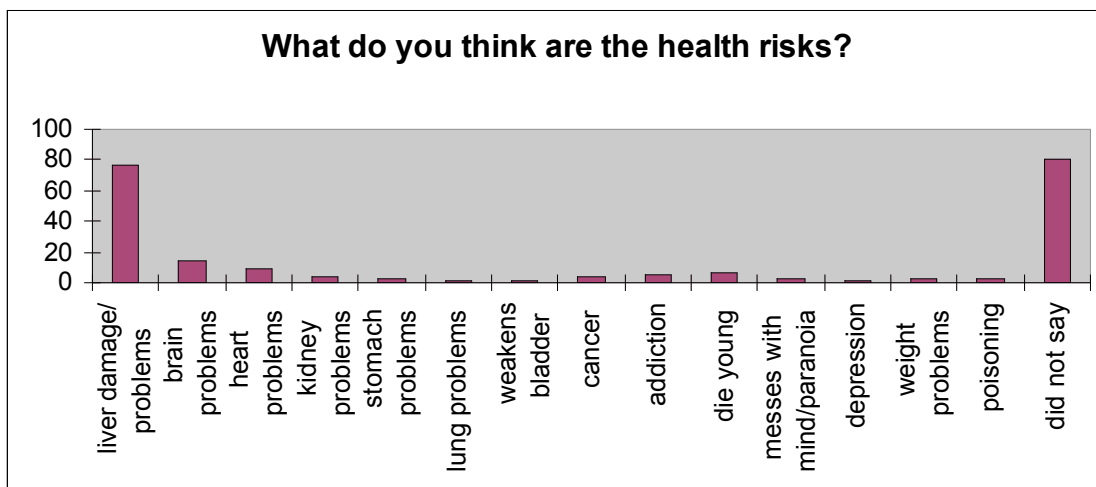
## Young people's experience of alcohol

1. Have you had any bad experiences whilst drinking alcohol/ other people drinking alcohol?



36% said they had had a bad experience with alcohol and 59% said they had not. 12 people (6%) chose not to say. In a further question, young people were asked about some of the side affects they have experienced from drinking alcohol. The following were some of the affects cited: violence, sickness and arguments.

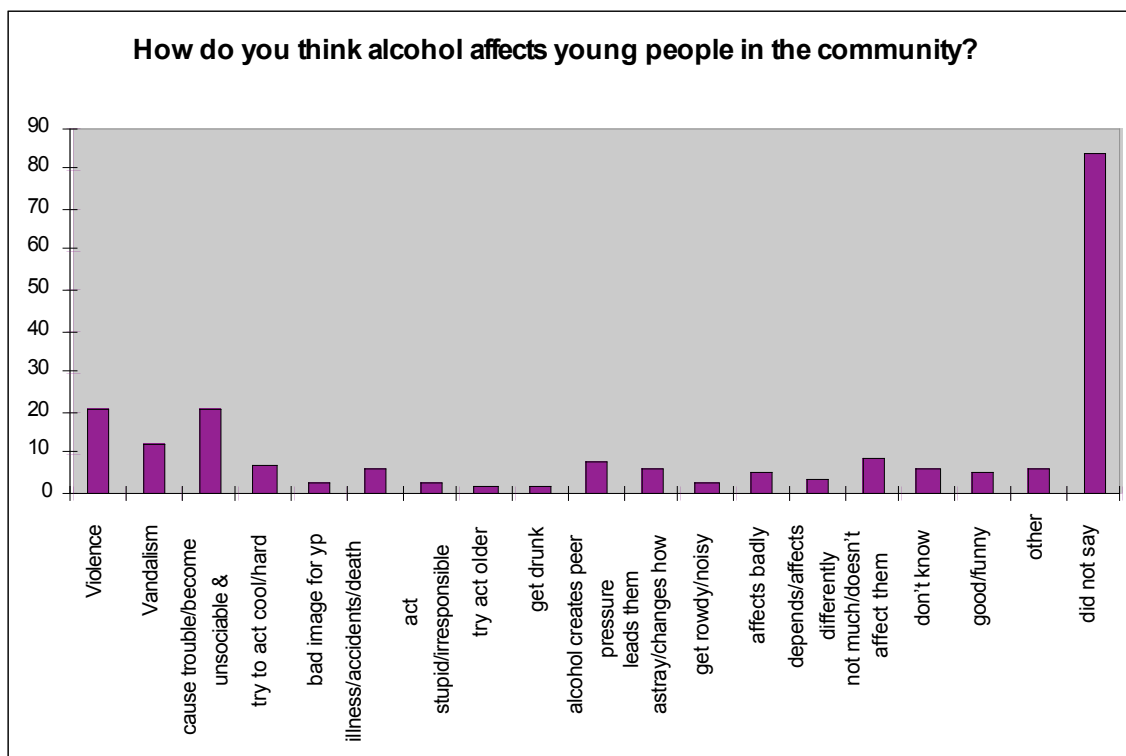
2. What do you think are the health risks?



Young people were asked whether they were aware of the health risks of drinking alcohol. 65% (139 people) said that they were aware of them, 8% (18

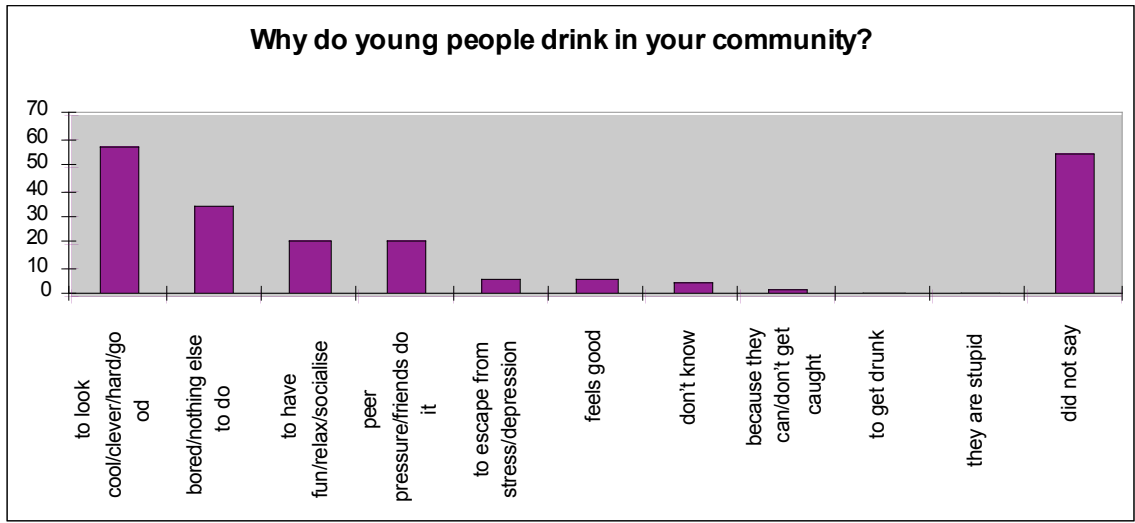
people) said they were not and 43 people (20%) said they knew of some of the health risks but not all. If they had answered 'yes' or 'some', they were then asked to give examples of what they thought those health risks are. The highest proportion of the young people (77 respondents or 36%) highlighted liver damage as a potential health risk as a result of drinking alcohol. Similarly, 7% felt that brain damage was a possibility and 4% decided heart problems could occur as a result of drinking. Only one or two respondents felt that the other health risks stated on the questionnaire were real threats to drinkers' health. Significantly, 38% chose not to say what they felt the health risks are, which could perhaps be an indication of the fact that they did not know about the health risks!

### 3. How do you think alcohol affects young people in the community?



10% of young people identified violence as something which affects young people in the community because of alcohol. A similar number said that antisocial behaviour was affected by alcohol, however the largest proportion by far, 39%, did not say.

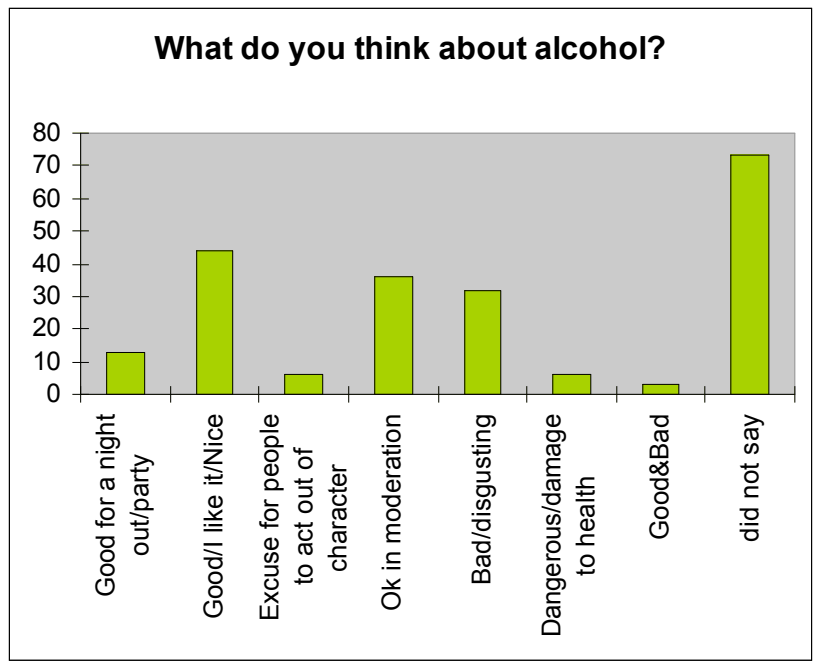
4. Why do you think young people drink alcohol in your community?



The results of this question demonstrate that the highest proportion of young people questioned (58 people or 27%) drink alcohol to look cool. Boredom and a feeling of having nothing else to do was also a factor for 35 young people (16%) and 10% said that peer pressure was the reason that young people drink. The same number of people (21) said that they think young people do this to escape from stress or depression.

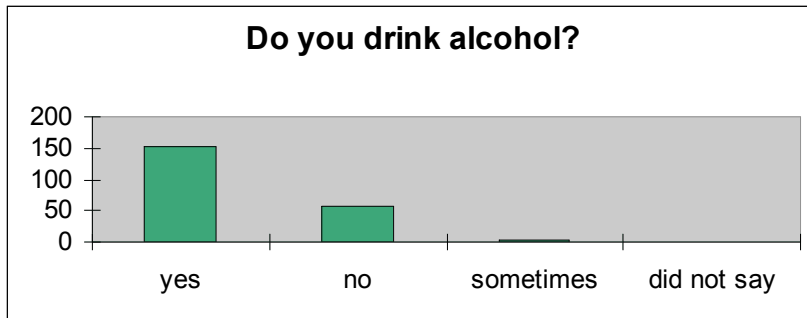
**Young people's views on alcohol**

1. What do you think about alcohol?



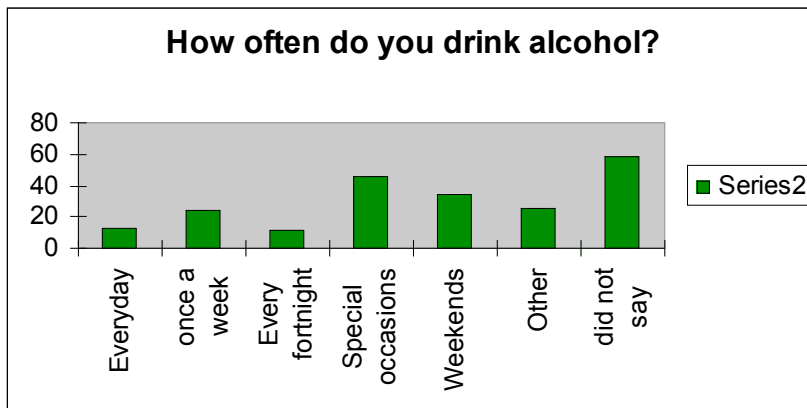
Again, the largest proportion of people asked chose not to answer this question. The largest number of people who did respond, however, said that their opinion of alcohol was that it is good and they like it (44 people or 21%). 36 respondents (17%) said that alcohol is OK in moderation and 32 (15%) said they thought it is bad or disgusting.

2. Do you drink alcohol?



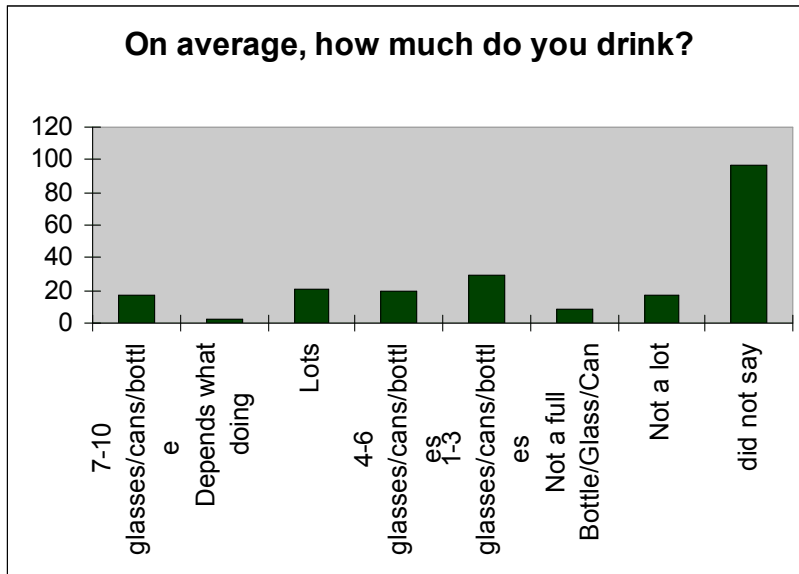
71 % (151) of respondents had tried alcohol or drank it on a regular basis, and 57% (27) of respondents replied that they had never tried alcohol and were not interested in drinking.

3. How often do you drink alcohol?



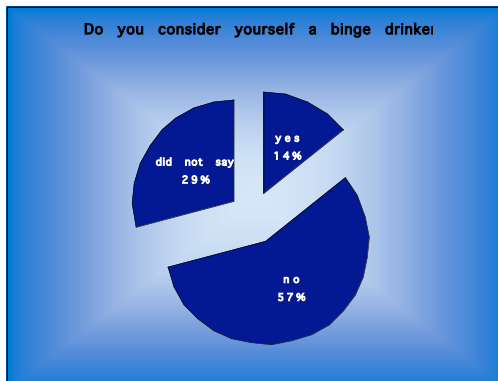
The question, 'how often do you drink alcohol?' produced a wide variety of responses. Other than those who did not say, the largest number of people (22%) asked said that 'special occasions' was the time that they drink most often.

4. On average, how much do you drink?



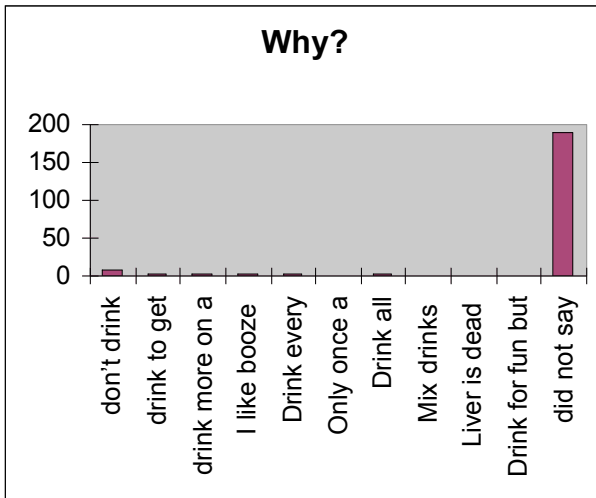
After those who chose not to say anything on this question, the highest proportion of respondents (14%) said that the average amount of alcohol they consumed in a drinking session was 1-3 bottles/cans per sitting. However, 46% of young people didn't say how much they drank.

5. Do you consider yourself a binge drinker?



The majority of respondents (89%) who replied to this question preferred not to say however 29% of respondents said they were not binge drinkers (121) and 30 young people (14%) identified themselves as being binge drinkers.

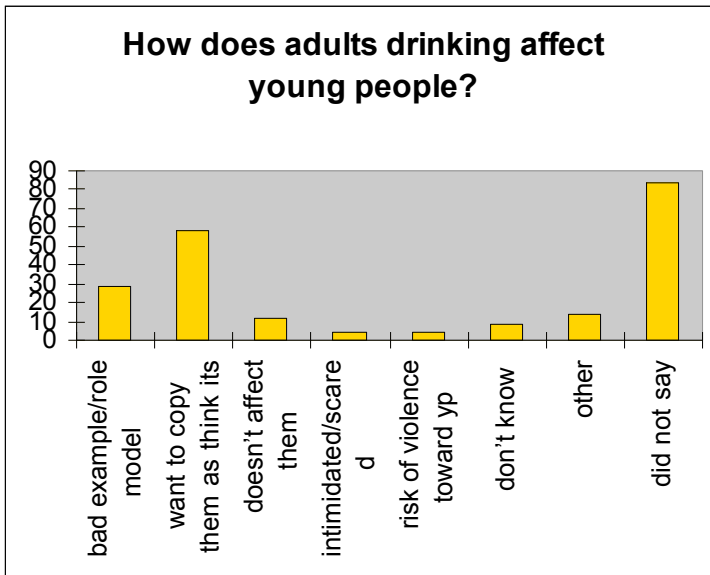
6. Why do you consider yourself a binge drinker?



Those that did identify themselves as being binge drinkers were asked why they thought of themselves like this. Most chose not to say, however 7 said that although they do not drink very often, when they do drink they consume a large amount. Three people responded that they drink 'to get hammered'.

**Alcohol in the community**

1. How do you think adults' drinking affects young people in your community?



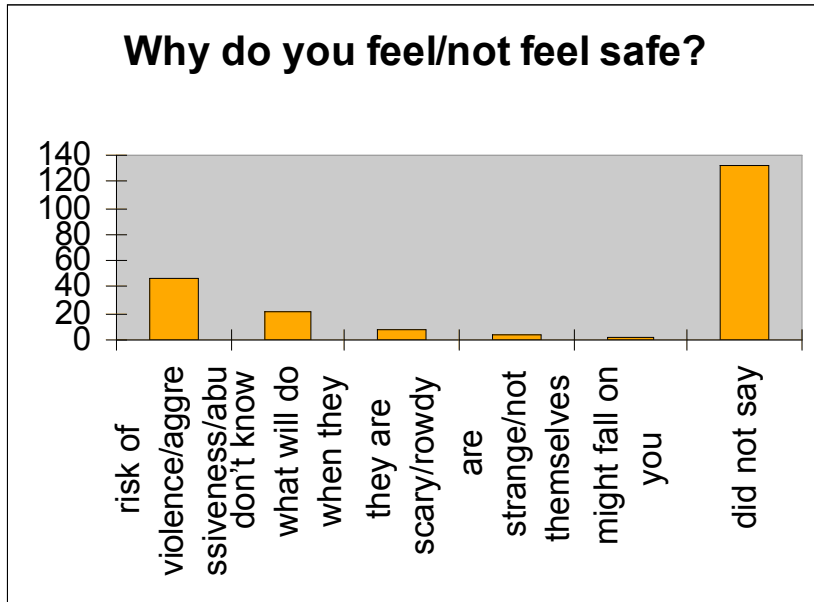
When questioned on the affect of adults' drinking, 27% of respondents said that young people see adults who drink and want to copy them because they think its ok to. However, 40% of young people did not say.

2. Do you feel safe walking around near adults who've been drinking alcohol?



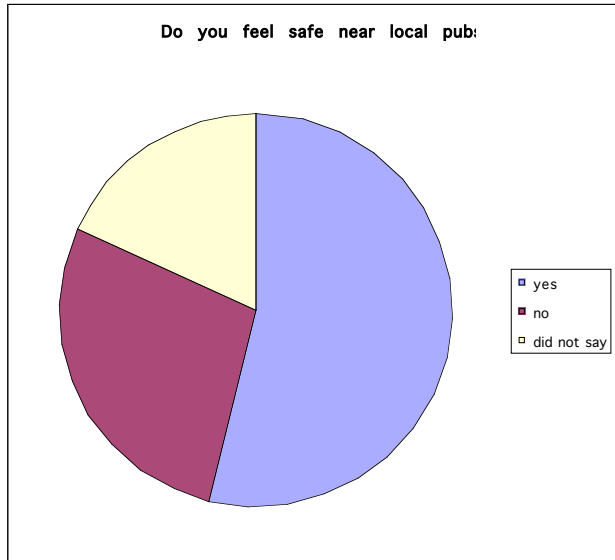
115 respondents, or 54%, said that they do not feel safe near adults after they have been drinking. 61 (29%) said that they do not feel unsafe in this situation.

3. Why/why not (feel safe around adults who've been drinking)?



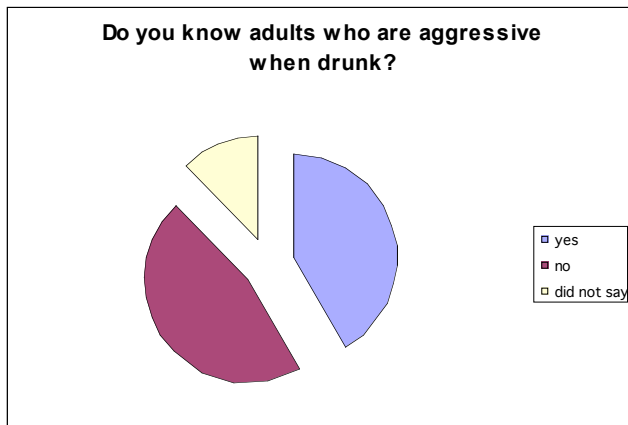
22% of the young people asked feel unsafe because they are in fear of aggression and abuse from adults who have been drinking.

4. Do you feel safe near local pubs in the area?



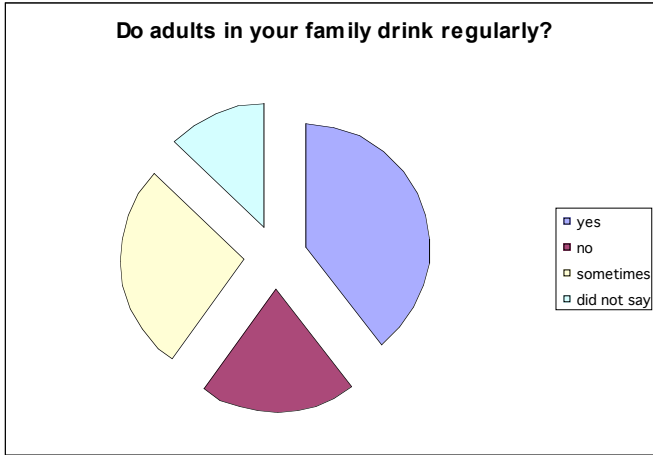
The majority of young people (54%) said that they do feel safe near local pubs and clubs. Some of the young people asked said that the reason for them not feeling threatened is because they know that there are family members or older friends inside the properties (see Appendix 3, q.39b).

5. Do you know adults who are aggressive or violent when they drink?



24% answered YES and 46% answered NO.

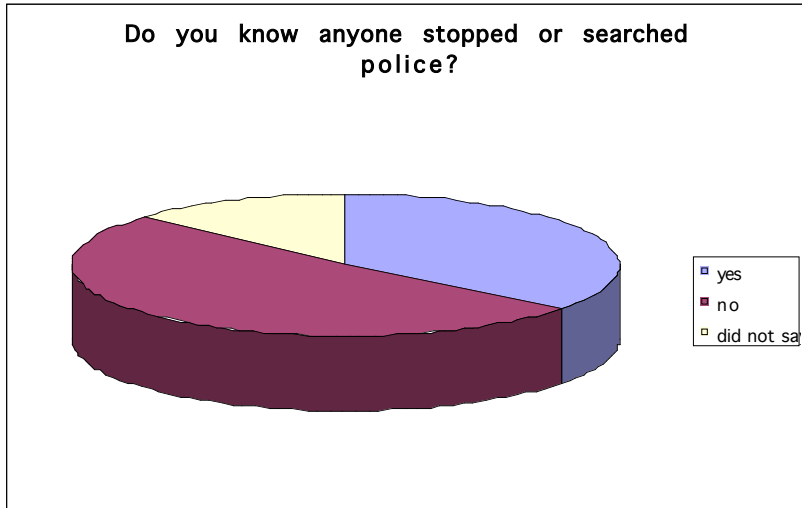
6. Do adults in your family drink regularly?



The highest proportion of young people (39%) asked said that, yes, adults in their families do drink. Many of the respondents said that these people drank at weekends or after work with their mates.

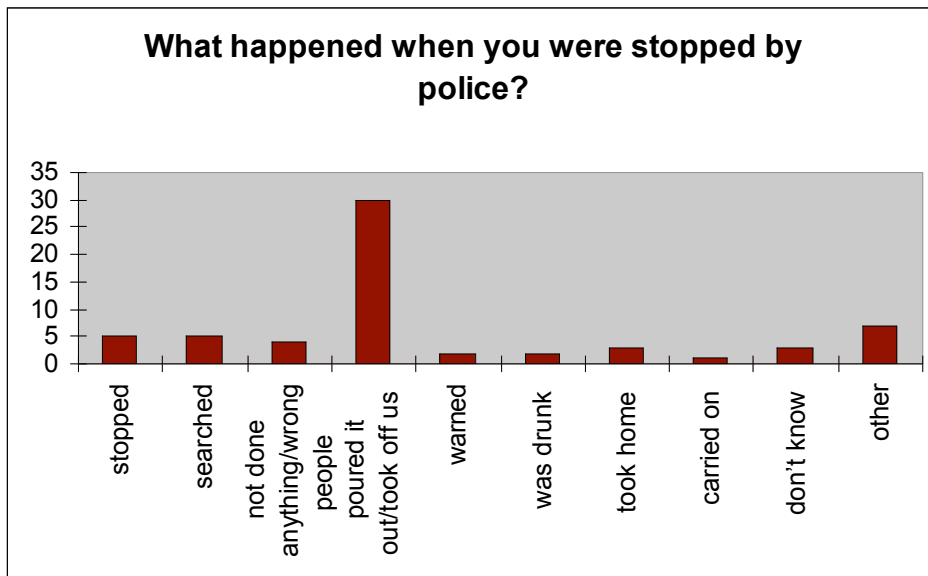
**Young people, alcohol and the police**

1. Have you are anyone you know ever been stopped or searched by the police for alcohol related issues?



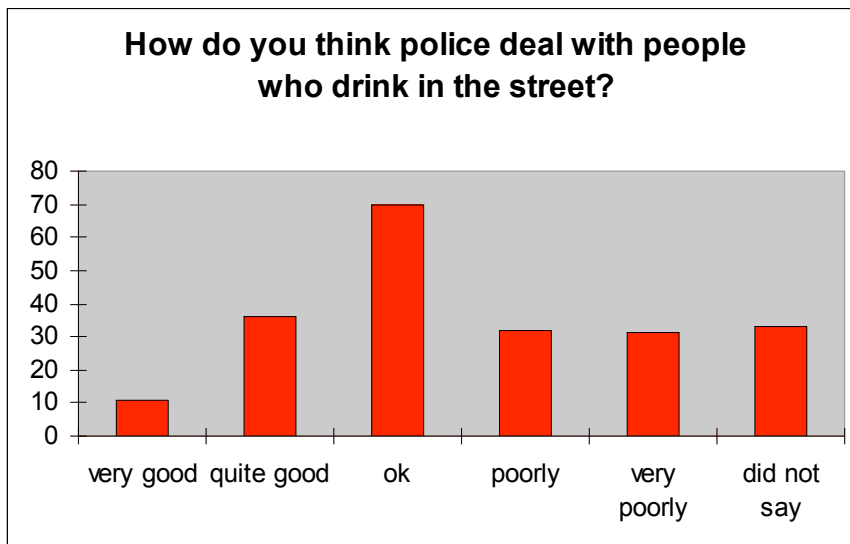
Around half of those asked had not and did not know anyone who had been stopped by the police; however 36% (76 people) said that they had been stopped themselves or knew someone this had happened to.

2. What happened (if you were stopped by police)?



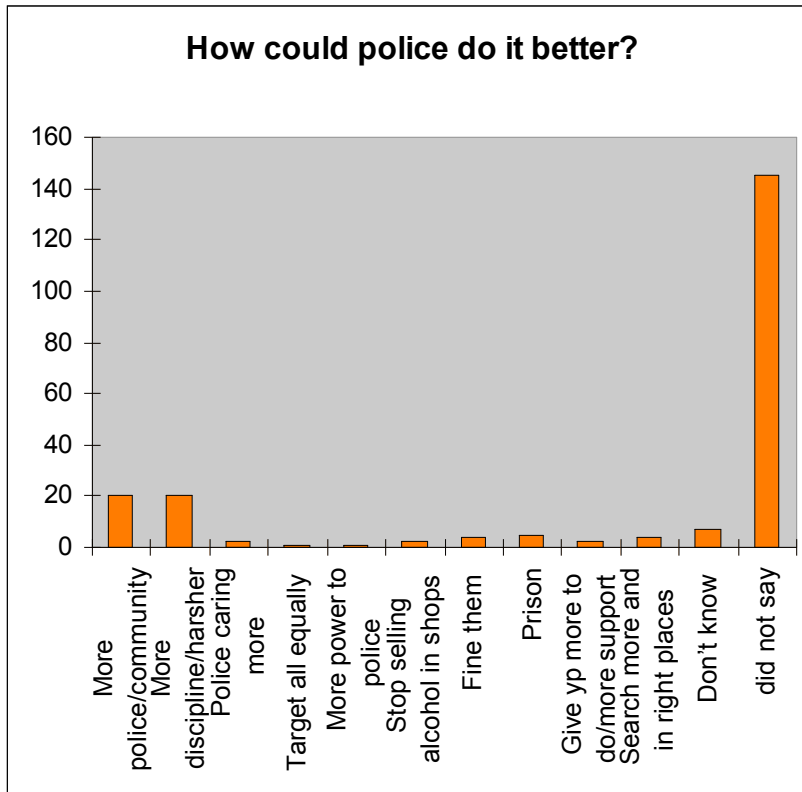
The results above demonstrate that young people are aware of what happens if you are caught by the police when in possession of alcohol.

3. How do you think the police deal with people who drink alcohol in the streets?



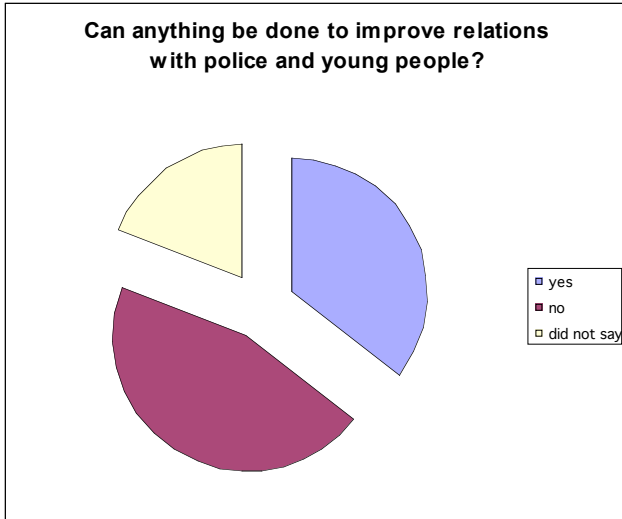
The largest proportion of young people (33%) asked said that the way police dealt with this issues was 'OK'.

4. How could it be done better (police dealing with young people who drink)?



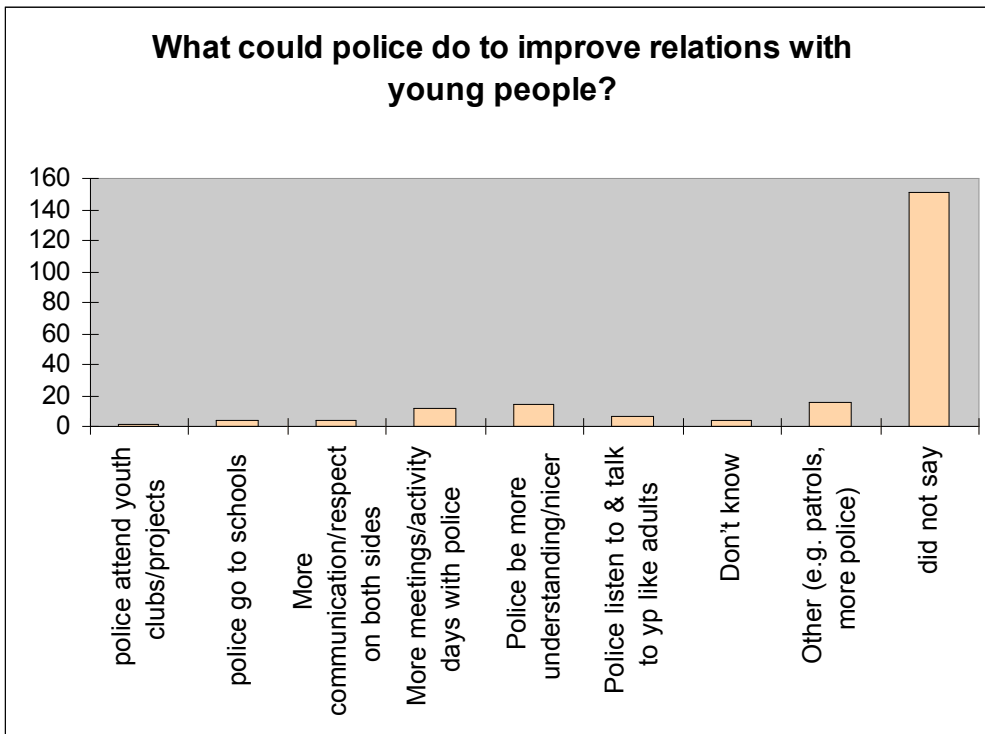
Of the young people who expressed an opinion (32%), there was a mixture of responses with 9% of young people wanting more police or community officers around/on patrol. Another 9% thought that there should be more discipline and harsher punishment by police.

5. Is there anything you think could be done to improve relationships with the police and young people?



36% of young people said yes and 45% said no. However, when asked about what could be done, there was a range of responses.

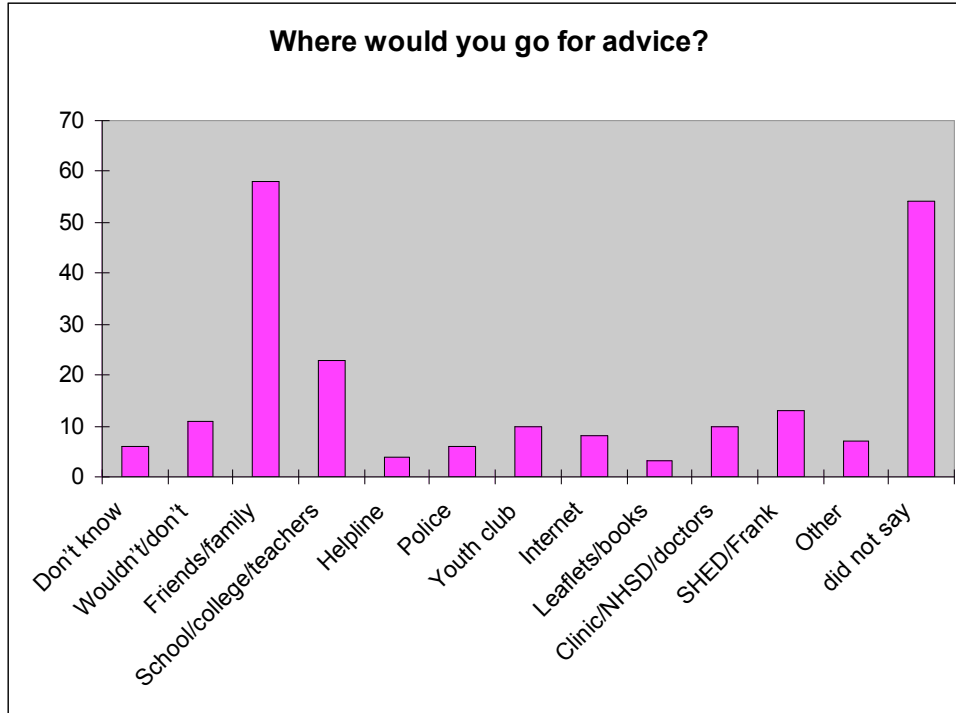
6. What could be done to improve relations?



71% of young people were unsure of how relations could be improved but the other 29% had a range of views. In particular that police developed a better approach to young people and that they speak to them like young adults, offering good communication and respect.

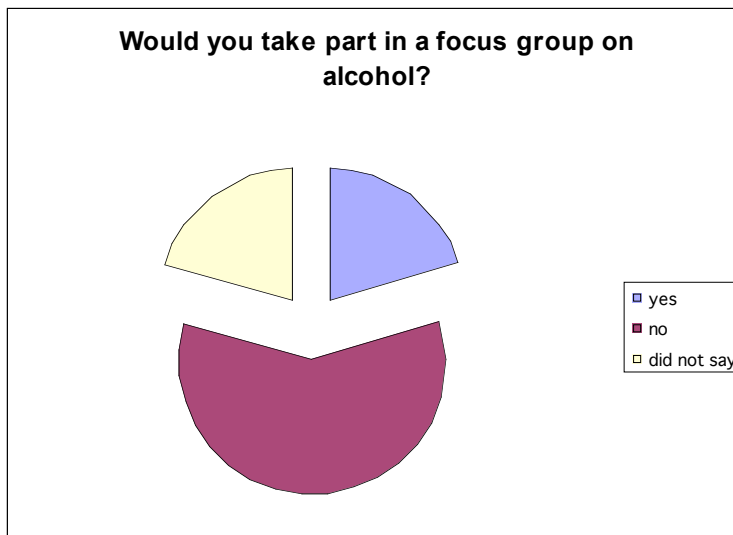
## Getting advice on alcohol

1. Where do, or would, you go for advice on alcohol?



Young people were aware of the services provided, but not always easily accessible or publicised. 27% of young people seek advice from their family and friends.

2. Would you be interested in doing a focus group or project on how alcohol affects young people?



The majority of young people (59%) were not interested in taking part in a focus group. However, the young people who answered yes will be contacted close to the time of setting up the group.

## **How alcohol affects Young People in North Sheffield**

### **Recommendations**

The following recommendations were drawn out of the research undertaken by North Sheffield Youth Forum Peer Researchers in collaboration with CHILYPEP. They are the main issues to come out of the research findings that young people in North Sheffield feel are important to them and would like to show local organisations and decision makers to see what they can do to help young people in their local areas.

#### **Information for young people**

1. Schools to provide information and counselling around health issues and the affects of alcohol, particularly at an earlier age.
2. Schools and Youth Services to increase awareness around alcohol issues and 'KNOW YOUR LIMITS'
3. Easier to access confidential information, support and advice on alcohol, for example confidential health drop ins for young people in their local GP practices, youth clinics locally
4. More information on what's going on in the area, to be advertised locally e.g. through leaflets and signposts for young people in their local areas
5. More information on general issues for young people in schools e.g. housing, theft, what to do if... etc

#### **Activities and Services for young people**

6. More free activities for young people in the local area
7. More buildings and spaces for young people to go to when they have nothing to do, for example a Youth Café
8. New community buildings with good facilities to have a safe space for Young people to meet.
9. Youth services to create a young people's focus group and local authorities to listen to the voices of young people
10. Meetings and support services for young people to give up habits such as smoking, drinking through youth services, GPs and youth clinics
11. Develop a confidential drop-in for assault victims (sexual and other)
12. Develop cheaper sports activities for young people e.g. a scheme that funds leisure activities through a local sport centre/organisation

#### **Listening to and involving young people**

13. Encourage a more friendly approach to young people about personal safety on the streets by Police, Community Support Officers and the Safer Neighbourhood Team to create opportunities to build a stronger relationship
14. Local organisations to involve young people in developments of the parks and other projects
15. Encourage local youth services and local authorities to make sure consultation with and involvement of young people is ongoing and any projects are open for young people to join-

16. Take young people's views into account and don't just say you will.
17. Encourage schools and local authorities to involve children in decision making from an earlier age. To do this, encourage the creation of school councils in primary schools and develop existing school councils further creating a joint council including local Youth Forums.

**Other issues**

18. Look into concerns affecting children and young people looking after other people, for example siblings
19. Increase awareness of young people around sexualities, for example, why are you homophobic, identifying own sexuality.

## **Conclusion**

Taking into consideration all of the findings from the research carried out by NSYF, it is clear that alcohol has a huge impact on young people in this area and the community in which they live. Most of the 213 young people who filled in a questionnaire have experience of drinking alcohol and it was evident that most of them drink with friends. Many of those questioned are able to purchase drinks directly from shops, pubs and clubs and those who are under-age also use older friends to supply them with alcoholic drinks. They drink, according to the results, predominantly 'to look cool' but also simply out of boredom because there is not much else they can do in the area. Whilst some of the young people are aware of the health risks surrounding alcohol consumption, many were not able to give any specific examples of the effects drinking can have on the body. A large number of those asked said that they get most of their advice about alcohol from family members and that information from other sources was not so easily available.

It is clear from the findings that information about alcohol and its effects (e.g. learning to drink safely, 'know your limits') needs to be made more accessible, within schools, youth services etc. NSYF are therefore keen to work with the Police and Safer Neighbourhood Teams around the issues raised in this report on the influence of alcohol on the community as a whole. Based on their findings, NSYF members also feel help is needed to improve awareness around sexuality amongst young people in this area. The aim would be to promote community cohesion and recognise diversity.

Alcohol will continue to have a lasting effect on these people until changes are made. The recommendations that have come out of the research show that there is a need to provide more youth provision & activities in local areas to keep young people safe, occupied and engaged with others. There is a need to promote life skills amongst this age group, including help for them to work out how to manage money. More than anything, respondents felt that alcohol would have less of an impact on young people in the area if there were more cheap activities for them to get involved in and more spaces for them to go just to hang out.

Overall, young people need to be included more in decision making and have clear information accessible to them so that they can become better involved in their community. Using the completed report, NSYF will now be looking to present their findings to decision makers in a conference based on the issues raised about alcohol and the community. The group hopes to engage with the police and other action groups to create a project, or projects which will tackle the on-going problems around alcohol misuse in this area of North Sheffield. They hope to see as many of the recommendations as possible implemented in this community so that lasting change can happen for NSYF members, young people and all those who live in this community.



## **Appendices**

1. Questionnaire
2. Where research carried out
3. Full detail of findings
4. Evaluation

## Appendix 1: Questionnaire

### **This is a survey to find out what young people in Southey Owlerton think is important to them and how alcohol affects Young People in this area**

We are North Sheffield Youth Forum, we are a group of Young People who meet to make sure Young People's voices are heard and we get involved with changes in our community. We are doing this research project to look at how alcohol affects Young People in our area. We will look at how it affects young people at home and in the community as well as health wise.

If we can get as many young people as possible to fill out the questionnaires we will have a good idea about what young people think and what you would like to see for young people. When we know this we will have a good idea about how to make things better.

If you fill in the questionnaire you do not have to give us your name and anything you tell us is confidential. This means that we will not tell anyone what you have said (unless what you have told us puts you or someone else at risk of harm).

The questionnaire should take no longer than 10 minutes.

If you want to find out the results of the questionnaires or if you would like to be involved in projects in your area then please fill in the form at the end of the questionnaire and post it to us at Chilypep.

If you do not want to answer the questionnaire with our researchers then you can send it to us in the post. Our address is:

**North Sheffield Youth Forum  
Remington Youth and Community Centre  
200 Remington Road  
Parsons Cross  
Sheffield  
S5 9AG**

If you want to phone us our number is: 0114 2403447

We also have a website: [www.NSYF.org.uk](http://www.NSYF.org.uk)

And an email address: [nsyf@chilypep.org.uk](mailto:nsyf@chilypep.org.uk)

<b>First of all we need to ask a few questions about you so that we know a bit about the people who have filled the questionnaires in.</b>
--

1. Are you male or female? (Please tick).

Male  Female

2. Which area do you live?

Parson Cross    Shirecliffe                      Southey                      Foxhill

Hillsborough      Ecclesfield                      Longley

Other, if so where:.....

3. What's your Date of Birth? .....

4. Do you have a physical disability? (Please tick).

Yes                                          No   

5. Do you have a learning difficulty (e.g. dyslexia)? (Please tick).

6. How would you describe your ethnic background? (e.g. black British, white British, Asian, multiple heritage?)

.....

7. How would you describe your sexuality? (Please tick).

- A) Heterosexual/Straight (Relationship with opposite sex)
- B) Homosexual/Gay (relationship with same sex)
- C) Bi sexual (relationship with people of both sexes)
- D) Celibate (decided not to have sexual relationship)
- E) Don't want to say

8. Are you a carer for someone? (Please tick).

Yes  No      
(if no go to next page)

**If yes**, who do you look after? (E.g. own children/brothers/sisters etc)

.....

How often? .....

.....

## Alcohol and You

1. Can you briefly tell us, what do you think about alcohol?

2. Do you drink alcohol?

Yes                                      No (go to question 16)

3. How often do you drink alcohol?



12. Do you ever smoke or take drugs while drinking?

Smoke      Take drugs      Both      None

13. Where do you drink alcohol? (Tick all that apply)

Park      Friends house      Your house      Outside shops  
Bus stops      Streets      Pub/Clubs  
Other(please state)

14. Who do you drink with?

Friends Family      Alone      Other (Please say)

15. If you weren't out drinking, what would you rather be doing?

16. What do you think would stop you drinking alcohol on the streets?

17. Have you ever felt vulnerable when drinking in public?

Yes                      No

If yes, why?

### **Young People and Alcohol**

18. If you or anyone you know drink alcohol, where do you/they get it from? (Tick all that apply)

Shops      Parents      Friends      Pub                      Club

Other(please state)

19. a) If you/they are under 18 how do you/they get hold of alcohol?(Tick all that apply)

Fake ID's      Older people(passers by)      Parents/relatives

Steal                      Older friends      Other(please state).....

b) If you use fake ID how did you get it?

c) How easy was it to get the fake ID?

Very difficult      Quite difficult      Ok      Easy      Very Easy

20. Where do you/ they get money from to buy alcohol



29. How do you think alcohol affects young people in the community?
30. Why do you think Young People drink alcohol in your community?
31. What do you think might reduce the number of young people drinking alcohol on the streets?
32. Do you think if there were more things to do in your community that young people would drink less alcohol? (Please tick).
- Yes  No  Maybe

### School and Alcohol

33. What year were you in at school when you got education on alcohol?
34. What age do you think young people **should** be told about the consequences of drinking alcohol?
35. Was the education you got at school about alcohol good enough?

### Adults and alcohol

36. How do you think young people drinking alcohol affects adults in the community?
37. How do you think adults drinking alcohol affects young people in the community?
38. Do you feel safe walking around near adults who've been drinking alcohol?
- Yes No  
Why?
39. Do you feel safe near local pubs in the area?
- Yes No  
Why?
40. Do you know adults who drive after drinking alcohol?
- Yes No  
How does this make you feel?
41. Do you know adults who are aggressive or violent when they drink?
- Yes No
42. Do adults in your family drink regularly?
- Yes No Sometimes

**The Police, Young People and Alcohol**

43. Have you/or anyone you know ever been stopped or searched by the police for alcohol related issues?

Yes No

a) What happened?

b) How did this make you/them feel?

44. How do you think the police deal with people who drink alcohol in the streets/ alcohol related issues?

Very Good Quite good Ok Poorly Very Poorly  
Why do you think this?

45. If at all, how do you think this could be done better?

46. Is there anything you think could be done to improve relationships with the police and Young People?

Yes No

What?

**Advice and alcohol**

47. Where do or would you go for advice on alcohol? (Please say).

.....

48. Can you think of an easier way for young people to get advice on alcohol? (Please say).

.....

**Other Bits....**

49. Would you be interested in doing a focus group on how alcohol affects young people?

Yes No

50. Any other comments?

**You and Your Community**

On a scale of 1 to 5 (1 = not sure and 5 = totally sure) how much do you: (Please circle a number).

a) Know what activities go on in your local area? (Please circle).

1.....2.....3.....4.....5

b) Feel like you are a part of your community? (Please circle).

1.....2.....3.....4.....5

c) Know your neighbours? (Please circle).

1.....2.....3.....4.....5

d) Know who to go to if you have problems? (Please circle).

1.....2.....3.....4.....5

e) Get on with adults in your area. (Please circle).

1.....2.....3.....4.....5

f) Feel you are listened to? (Please circle).

1.....2.....3.....4.....5

g) What would you like to see for young people in your area? (Please say).

.....

h) Do you think adults should listen to what young people want? (Please tick).

Yes  No  Sometimes

Why/why not?

.....

i) Would you like to be more involved in getting adults to listen to you? (Please tick).

Yes  No

Why/why not?

.....

j) Is there anything else you would like to say?

.....

.....

....

## Appendix 2: Timetable of when out doing research

Date	Time	Where?
Wednesday 28 <sup>th</sup> July 2008	1-3pm	Parson cross (Margetson Shops, Colley Park)
Monday 4 <sup>th</sup> August 2008	1-3pm	Parson cross (Margetson shops & library)
Monday 11 <sup>th</sup> August 2008	1-3pm	Parson cross (Margetson Shops & library)
Monday 11 <sup>th</sup> August 2008	5.30-7.30pm	Parson Cross (Elm Lane & fire cadets)
Tuesday 12 <sup>th</sup> August 2008	5.30-7.30pm	Foxhill
Wednesday 13 <sup>th</sup> August 2008	1-3pm	Wadsley Bridge shops, Cookson skate park
Wednesday 13 <sup>th</sup> August 2008	5.30-7.30pm	Longley (4 greens) & Shirecliffe (Tesco)
Monday 18 <sup>th</sup> August 2008	1-3pm	Longley Park, Parson Cross Park
Monday 18 <sup>th</sup> August 2008	5.30-7.30pm	Meynell Youth club
Tuesday 19 <sup>th</sup> August 2008	5.30-7.30pm	Ecclesfield park, Cookson Park
Wednesday 20 <sup>th</sup> August 2008	5.30-7.30pm	Hillsborough park
Thursday 21 <sup>st</sup> August 2008	1-3pm	Hillsborough park
Tuesday 26 <sup>th</sup> August 2008	5.30-7.30pm	Parson Cross park
Wednesday 27 <sup>th</sup> August 2008	5.30-7.30pm	Shirecliffe shops
Thursday 28 <sup>th</sup> August 2008	5.30-7.30pm	Hillsborough park

## Appendix 3: Full details of findings

### E1 Male or female

	number	percentage
male	90	42
female	119	56
did not say	4	2
Total	213	100

### E3 Year Born

	Number	Percentage
83	1	0
84	1	0
85	1	0
86	2	1
87	4	2
88	2	1
89	12	6
90	17	8
91	21	10
92	30	14
93	31	15
94	27	13
95	25	12
96	15	7
97	9	4
Did not say	15	7
Total	213	100

### E5 Learning difficulty?

	number	percentage
Yes	22	10
No	186	87
Did not say	5	2
Total	213	100

### E2 Area

	number	percentage
Parson Cross	87	41
Shirecliffe	16	8
Southey	7	3
Foxhill	10	5
Hillsborough	28	13
Ecclesfield	7	3
Longley	12	6
Other	39	18
Did not say	7	3
Total	213	100

### E4 Disability?

	number	Percentage
Yes	9	4
No	199	93
Did not say	5	2
Total	213	100

### E6 ethnicity

	number	percentage
White British	188	88
Black British	9	4
Asian	1	0
Multiple Heritage	3	1
Black Nigerian	1	0
Did not say	11	5
Total	213	100

### E8 Carer?

E7 Sexuality

	number	percentage
Heterosexual	192	90
Homosexual	2	1
Bi Sexual	3	1
Celibate	0	0
Don't want to say	14	7
Did not say	2	1
Total	213	100

	number	percentage
Yes	26	12
No	184	86
Did not say	3	1
Total	213	100
8b If yes, who do you look after?	number	percentage
Own children	4	15
Brothers/sisters	12	46
Mum/Dad	3	12
Nan/Grandad	2	8
Babysitting	4	15
Older residents	1	4
total	26	100

8c How often?

	number	percentage
everyday	7	32
weekly	4	18
twice a week	1	5
sometimes	2	9
a lot	1	5
rarely	1	5
depends	2	9
whenever needed	4	18
total	22	100

1) What do you think about alcohol?

	number	percentage
Good for a night out/party	13	6
Good/I like it/Nice	44	21
Excuse for people to act out of character	6	3
Ok in moderation	36	17
Bad/disgusting	32	15
Dangerous/damage to health	6	3
Good&Bad	3	1
did not say	73	34
total	213	100

2 Do you drink alcohol?

	number	percentage
yes	151	71
no	57	27
sometimes	4	2
did not say	1	0
Total	213	100

3 How often do you drink alcohol?

	number	percentage
Everyday	13	6
once a week	24	11
Every fortnight	11	5
Special occasions	46	22
Weekends	34	16
Other	26	12
did not say	59	28
Total	213	100

4) On average, how much do you drink?

	number	percentage
7-10 glasses/cans/bottle	17	8
Depends what doing	2	1
Lots	21	10
4-6 glasses/cans/bottles	20	9
1-3 glasses/cans/bottles	30	14
Not a full Bottle/Glass/Can	9	4
Not a lot	17	8
did not say	97	46
total	213	100

5) What alcohol do you drink?

	number	percentage
anything	23	10
Alco pops	41	18
lager	56	24
wine	21	9
vodka	35	15
beer	15	6
cider	19	8
mixed drinks	10	4
spirits	7	3
champagne	2	1
whiskey	2	1
gin	1	0
total	232	100

6a Do you consider yourself a binge drinker?

	number	percentage
yes	30	14
no	121	57
did not say	62	29
total	213	100

\*some answered more than 1

6b) Why do you consider yourself a binge drinker?

	number	percentage
don't drink often but lots when do	7	3
drink to get drunk/hammered	3	1
drink more on a night out	2	1
I like booze	3	1
Drink every weekend	2	1
Only once a week but is loads	1	0
Drink all time/heavy drinker	2	1
Mix drinks	1	0
Liver is dead	1	0
Drink for fun but don't really need it	1	0
did not say	190	89
total	213	100

7) What age were you when you started drinking?

	number	percentage
2yrs old	1	0
7yrs old	1	0
8yrs old	3	1
9yrs old	7	3
10yrs old	8	4
11yrs old	13	6
12yrs old	22	10
13yrs old	37	17
14yrs old	19	9
15yrs old	16	8
16yrs old	12	6
17yrs old	1	0
18yrs old	4	2
19yrs old	1	0
20yrs old	1	0
did not say	67	31
total	213	100

8 Who introduced you to alcohol?

	number	percentage
Friends	80	33
family	65	26
parents/carers	31	13
other	7	3
did not say	63	26
total	246	100

9 why do you drink alcohol?

	number	percentage

Peer pressure	1	0
Friends do it	16	6
Look cool	3	1
Depressed	6	2
Stressed	4	1
Have fun	125	45
Like the feel	36	13
other	23	8
did not say	63	23
total	277	100

10 What effect does alcohol have on you...

a while drinking it?

	number	percentage
tiredness	22	7
pass out	2	1
vomiting	9	3
hyper	94	29
happy/carefree	101	31
aggressive/violent	27	8
other	10	3
did not say	64	19
total	329	100

b The morning after?

	number	percentage
vomiting	13	6
stomach ache	11	5
headache	43	19
none	90	39
other	7	3
did not say	66	29
total	230	100

11a have you ever taken a day off school/college/work because you had a hangover?

	number	percentage
Yes	34	16
No	119	56
Did not say	60	28
total	213	100

11b How often taken day off?

	number	percentage
not often	7	27
once	5	19
twice	2	8
once a year	1	4
twice a year	1	4
a few times	2	8
every few months	2	8
once a month	3	12
twice a week	1	4
once a week	1	4
very often	1	4
total	26	100

12 do you ever smoke or take drugs while drinking?

	number	percentage
smoke	37	17
take drugs	4	2
both	12	6
none	101	47
did not say	59	28
total	213	100

13 where do you drink alcohol?

	number	percentage
park	45	10
friends house	96	22
your house	103	23
outside shops	13	3
bus stops	10	2
streets	31	7
pub/clubs	72	16
other	10	2
did not say	60	14
total	440	100

14 who do you drink with?

	number	percentage
friends	138	45
family	98	32
alone	11	4
other	2	1
did not say	61	20
total	310	100

15) What rather be doing if not drinking?

	number	percentage
hang out with friends	33	15
sports	16	8
football	11	5
cinema	9	4
bowling	5	2
restaurant	3	1
ice skating	6	3
skate boarding	2	1
shopping	11	5
gym	2	1
games	2	1
TV	7	3
studying	1	0
computer	4	2
staying at	19	9

home		
going to gigs	3	1
swimming	1	0
having fun	5	2
did not say	73	34
total	213	100

16) What would stop you drinking on streets?

	number	percentage
serious accident (self or someone know)	6	3
pregnancy	3	1
illness/medical reason	20	9
nothing	40	19
will power/wanting to	5	2
don't know	6	3
poisoned/spiked drink	5	2
no money/too expensive	4	2
death/risk of death	5	2
more activities to do	6	3
friends stop too	2	1
if told had to/parents	2	1
if did anything stupid when drunk	2	1
couldn't get hold of it	2	1
work the next day	1	0
parents not encouraging it	1	0
did not say	103	48
total	213	100

17a have you ever felt vulnerable when drinking in public

	number	percentage
yes	15	7
no	136	64
did not say	62	29
Total	213	100

17b) Why felt vulnerable when drinking in public?

	number	percentage
police could catch you	4	2
scared of crime/don't trust others	3	1
feel out of control	1	0
hardly know anyone	1	0
drink been spiked before	1	0
alcohol makes me mad	1	0
did not say	202	95
total	213	100

18 if you or anyone you know drink alcohol, where do you/they get it from?

	number	percentage
shops	150	34
parents	70	16
friends	84	19
pub	72	16
club	49	11
other	6	1
did not say	15	3
total	446	100

19a if you/they are under 18 how do you/they get hold of alcohol?

	number	percentage
Fake ID's	46	11
Older people (passers by)	59	14
parents/ relatives	82	20
steal	12	3
older friends	80	20
friends who look older	63	15
buy it my/themselves	37	9
other	2	0
did not say	28	7
Total	409	100

19b) How do they get fake ID?

	number	percentage
internet	17	8
older friend who looks same	6	3
selves, change date on student card	2	1
parents	1	0
did not say	187	88
total	213	100

19c how easy was it to get fake ID?

	number	percentage
very difficult	3	9
quite difficult	4	11
ok	5	14
easy	10	29
very easy	13	37
did not say	0	0
total	35	100

20) Where do you/they get money from to buy alcohol?

	number	percentage
work/job	50	23
spending money	36	17
parents	50	23
EMA	6	3
Family/friends	3	1
Other people buy it	9	4
Bank	3	1
Steal	1	0
Sell stuff	1	0
streets	1	0
did not say	53	25
total	213	100

21 how difficult do you/they find it to get alcohol?

	number	percentage
very difficult	7	3
quite difficult	15	7
ok	48	23
easy	52	24
very easy	59	28
did not say	32	15
total	213	100

22 do you know the consequences for people

who buy young people alcohol/ shop keepers who sell it to under age people?

	number	percentage
yes	108	51
no	90	42
did not say	15	7
total	213	100

22) What do you think these consequences are?

	number	percentage
Fined	37	17
lose liscence/shut down	14	7
lose job/sacked	6	3
police warning	9	4
prison	23	11
prosecuted	6	3
did not say	118	55
total	213	100

23a have you had any bad experiences through drinking alcohol/ other people drinking alcohol?

	number	percentage
yes	76	36
no	125	59
did not say	12	6
total	213	100

23) What were the bad experiences?

	number	percentage
violence	16	8
sickness/vomiting	11	5
pass out/paralytic	8	4
falling	4	2
a & e/hospital	3	1
someone died	2	1
nearly died	1	0
arguments	2	1
cried	2	1
STD	1	0
Overdose	1	0
Spiked drink	2	1
Friends change	2	1
did not say	158	74
total	213	100

24 do you feel any of these link with alcohol?

	number	percentage
smoking	88	15
drugs	91	15
using weapons	64	11
violence	132	22
stealing	63	11
criminal damage/vandalism	101	17
other	3	1
did not say	47	8

total	589	100
-------	-----	-----

24b) why do you think they link?

	number	percentage
loss of control when drunk/don't know what doing	47	39
don't care/do things wouldn't normally do	18	15
they just do link	27	23
get aggressive/violent when drunk	6	5
sense of self confidence when drunk	5	4
think they are hard/become antisocial	5	4
more carefree/relaxed	4	3
other	6	5
don't know	2	2
total	120	100

25 where do you find young people mostly drink alcohol?

	number	percentage
park	151	26
friend's house	92	16
your house	27	5
outside shops	73	13
bus stops	58	10
streets	112	19
pubs/clubs	48	8
other	6	1
did not say	11	2
total	578	100

26 do you think that alcohol is a health issue for young people?

	number	percentage
yes	131	62
no	67	31
did not say	15	7
total	213	100

27a are you aware of the health risks of drinking alcohol?

	number	percentage
yes	139	65
no	18	8
some	43	20
did not say	13	6
total	213	100

27b) What do you think are the health risks?

	number	percentages
liver damage/problems	77	36
brain problems	14	7
heart problems	9	4

kidney problems	4	2
stomach problems	2	1
lung problems	1	0
weakens bladder	1	0
cancer	4	2
addiction	5	2
die young	7	3
messes with mind/paranoia	3	1
depression	1	0
weight problems	2	1
poisoning	2	1
did not say	81	38
total	213	100

27b does this affect how much you drink?

	number	percentage
yes	77	36
no	97	46
did not say	39	18
total	213	100

28a do you think there is a problem with young people drinking alcohol in your area?

	number	percentage
yes	115	54
no	84	39
did not say	14	7
total	213	100

29)How do you think alcohol affects yp in community?

	number	percentage
Violence	21	10
Vandalism	12	6
cause trouble/become unsociable & aggressive	21	10
try to act cool/hard	7	3
bad image for yp	3	1
illness/accidents/death	6	3
act stupid/irresponsible	3	1
try act older	2	1
get drunk	2	1
alcohol creates peer pressure	8	4
leads them astray/changes how act	6	3
get rowdy/noisy	3	1
affects badly	5	2
depends/affects differently	4	2
not much/doesn't affect them	9	4
don't know	6	3

good/funny	5	2
other	6	3
did not say	84	39
total	213	100

30) Why do you think yp drink alcohol in your community?

	number	percentage
to look cool/clever/hard/good	58	27
bored/nothing else to do	35	16
to have fun/relax/socialise	21	10
peer pressure/friends do it	21	10
to escape from stress/depression	7	3
feels good	6	3
don't know	5	2
because they can/don't get caught	3	1
to get drunk	1	0
they are stupid	1	0
did not say	55	26
total	213	100

31) What do you think might reduce the number of yp drinking on streets?

	number	percentage
don't know	9	4
nothing will stop it	12	6
more activities to do	25	12
more youth clubs, places to go	11	5
harder to get hold off, stop selling it to them	12	6
more police/community officers	26	12

patrolling		
more discipline from parents	5	2
raise price of alcohol	5	2
raise age limit	3	1
more security/cameras	3	1
make shop keepers better at their job	3	1
drinking curfew	3	1
shut down shops	2	1
other	16	8
did not say	78	37
total	213	100

32 do you think if there were more things to do in your community that young people would drink less alcohol?

	number	percentage
yes	87	41
no	41	19
maybe	66	31
did not say	19	9
total	213	100

33) What year were you in at school when you got education on alcohol?

	number	percentage
had none	21	10
don't know/can't remember	12	6
y2	1	0
y3	4	2
y4	5	2
y5	13	6
y6	27	13
y7	36	17
y8	23	11
y9	19	9
y10	12	6

y11	2	1
did not say	38	18
total	213	100

34) What age do you think yp should be told of consequences of alcohol?

	number	percentage
younger	2	1
whenever	2	1
teens/secondary school	7	3
asap/as soon as understand	5	2
v. early (1,2,3,4yr old)	5	2
5/6yr olds	17	8
7/8yrs old	15	7
Year 3 or year 4	7	3
Year 5 (9yrs old)	9	4
Year 6 (age 10)	26	12
Year 7, early secondary (age 11/12)	51	24
13-15yrs old (y8/9)	22	10
Older (age 17/18)	6	3
did not say	39	18
total	213	100

\*about 5 people also said that education should be carried out regularly although this not a set question.

35) was the education you got on alcohol good enough & why?

	number	percentage

can't remember it	8	4
only a day	2	1
not enough	4	2
not explained properly/ not detailed	13	6
not had any	9	4
people still drink anyway/doesn't change anything	11	5
students just messed about	1	0
did not say	165	77
total	213	100

36) How do you think yp drinking alcohol affects adults?

	number	percentage
Intimidated/scared of yp/cautious	35	16
Angry	13	6
Have to put up with vandalism/noise	12	6
Bad image for yp	10	5
Stressed/unhappy	9	4
Doesn't affect them	11	5
A lot	3	1
Don't know	18	8
More argues/fights	4	2
Guilty as responsible for kids	4	2
Other	8	4
did not say	86	40
total	213	100

37) How do you think adults drinking affects yp in community?

	number	percentage
bad example/role model	29	14
want to copy them as	58	27

think its ok		
doesn't affect them	12	6
intimidated/scared	4	2
risk of violence toward yp	4	2
don't know	8	4
other	14	7
did not say	84	39
total	213	100

38a do you feel safe walking around near adults who've been drinking alcohol?

	number	percentage
yes	61	29
no	115	54
sometimes	1	0
did not say	36	17
total	213	100

38b) Why/why not (feel safe around adults who've been drinking)?

	number	percentage
risk of violence/aggressiveness/abuse	46	22
don't know what will do when they been drinking/unpredictable	21	10
they are scary/rowdy	7	3
are strange/not themselves	4	2
might fall on you	2	1
did not say	133	62
total	213	100

39a do you feel safe near local pubs in the area?

	number	percentage
yes	115	54
no	59	28
did not say	39	18
total	213	100

39b) Why/why not (feel safe near local pubs in area)?

	number	percentage
rough atmosphere	2	1

fight/violence/threats	11	5
because of the many people who drink there	6	3
people sit outside pub	3	1
drunk people could do anything	15	7
never on my own	2	1
responsible adults there	4	2
Know most of people there	8	4
Nice pub/not bad/nothing happens	7	3
They drink inside	3	1
Security/bouncers there	3	1
Can go inside if in danger	2	1
Police patrol	2	1
Lots of people about	1	0
Just do	3	1
Other	7	3
did not say	134	63
total	213	100

40a do you know adults who drive after drinking alcohol?

	number	percentage
yes	51	24
no	137	64
did not say	25	12
total	213	100

40b) (If know adults who drive after drinking)  
How does this make you feel?

	number	percentage
unsafe/scared/worried	12	6
angry/disgusted	4	2
won't get in car with them	3	1
unhappy/sad	6	3
not bothered	9	4
good	2	1
trust them	2	1
ok as they stay under limit	3	1
did not say	172	81
total	213	100

41 do you know adults who are aggressive or violent when they drink?

	number	percentage
yes	89	42
no	98	46
did not say	26	12
total	213	100

42 do adults in your family drink regularly?

	number	percentage
yes	84	39
no	44	21
sometimes	58	27
did not say	27	13
total	213	100

43a have you or anyone you know ever been stopped or searched by the police for alcohol related issues?

	number	percentage
yes	76	36
no	109	51
did not say	28	13
total	213	100

43a What happened (if you were stopped by police)

	number	percentage
stopped	5	8
searched	5	8
not done anything/wrong people	4	6
poured it out/took off us	30	48
warned	2	3
was drunk	2	3
took home	3	5
carried on	1	2
don't know	3	5
other	7	11
Total	62	100

43b How did it make you feel (if you were stopped by police)

	number	percentage
not bothered	10	18
upset/sad & embarrassed	9	16
mad	11	19
annoyed	4	7
gutted	8	14
amused	3	5
scared	1	2
didn't like it	3	5
youthful	1	2
don't know	7	12
Total	57	100

44a how do you think the police deal with people who drink alcohol in the streets/ alcohol related issues?

	number	percentage
very good	11	5
quite good	36	17
ok	70	33

poorly	32	15
very poorly	31	15
did not say	33	15
total	213	100

44b why do you think this (the way police deal with people who drink)

Gave answers 1 (very good) or 2 (good):

	number	percentage
because they are	2	12
because it is bad to drink	1	6
they take you into prison & check you for drugs	1	6
they take it off you	2	12
they arrest you	1	6
you get told off & don't do it again	1	6
violence linked with alcohol seems quite low	1	6
they try hard to sort problem out & calm them	3	18
not as many people drinking now	2	12
they don't go over top	1	6
they don't arrest you	1	6
they drive around looking for yp on Fridays	1	6
total	17	100

Gave answers 3 (OK):

	number	percentage
focus more on yp than all ages/wrong people	2	7
not there when needed	1	4
not enough power	1	4
not enough police	2	7
they are fair	2	7
don't see it/reduced alcohol crime	2	7
quite strict	1	4
depends how yp react	1	4
they take them off streets	2	7
they pour it out	1	4
they don't help afterwards	1	4
they don't press charges	1	4
they just do it again, it doesn't stop them	4	14
They should do more (e.g. not just taking it off them, taking them home or moving them on)	7	25
Total	28	100

why do you think this (the way police deal with people who drink)

Gave answers 4 (poor) or 5 (v.poor):

	number	percentage
--	--------	------------

get away with it as punishment not good enough	7	18
don't deal with cause of problem/don't understand	3	8
not enough police/don't see them	3	8
they just pour it away/take off them not enough	9	23
yp still do it, they don't stop them & don't get the right people	12	30
yp not scared of getting done	1	3
police don't negotiate	1	3
angers yp & makes them want to do it more	1	3
other	3	8
Total	40	100

45 How could it be done better (police dealing with yp who drink)?

	number	percentage
More police/community officers around/patrols	20	9
More discipline/harsher punishment by police	20	9
Police caring more	2	1
Target all equally	1	0
More power to police	1	0
Stop selling alcohol in shops	2	1
Fine them	4	2
Prison	5	2
Give yp more to do/more support	2	1
Search more and in right places	4	2
Don't know	7	3
did not say	145	68
Total	213	100

46a is there anything you think could be done to improve relationships with the police and young people?

	number	percentage
yes	76	36
no	96	45

did not say	41	19
total	213	100

46b) What (could be done to improve relationships with police & yp)?

	number	percentage
police attend youth clubs/projects	1	0
police go to schools	4	2
More communication/respect on both sides	4	2
More meetings/activity days with police	12	6
Police be more understanding/nicer	14	7
Police listen to & talk to yp like adults	7	3
Don't know	4	2
Other (e.g. patrols, more police)	16	8
did not say	151	71
Total	213	100

47) Where do or would you go to for advice on alcohol?

	number	percentage
Don't know	6	3
Wouldn't/don't	11	5
Friends/family	58	27
School/college/teachers	23	11
Helpline	4	2
Police	6	3
Youth club	10	5
Internet	8	4
Leaflets/books	3	1
Clinic/NHSD/doctors	10	5
SHED/Frank	13	6
Other	7	3
did not say	54	25
Total	213	100

48) Can you think of an easier way for yp to get advice on alcohol?

	number	percentage
youth clubs	6	3
schools	14	7
internet	12	6
leaflets/posters	3	1
tv adverts	3	1
back of bottles	1	0
police	3	1
phonelines	6	3
drop-in centre	5	2
other (eg.parents/family/doctors)	18	8
did not say	142	67
total	213	100

49 would you be interested in doing a focus group or project on how alcohol affects young people?

	number	percentage
yes	43	20
no	126	59
did not say	44	21
total	213	100

On a scale of 1 to 5, how much do you...

A know what activities go on in your area?

	number	percentage
1	38	18
2	36	17
3	52	24
4	33	15
5	21	10
did not say	33	15
total	213	100

B feel like you part of your community?

	number	percentage
1	27	13
2	37	17
3	48	23
4	38	18
5	30	14
did not say	33	15
total	213	100

C Know your neighbours?

	number	percentage
1	8	4
2	14	7
3	25	12

4	47	22
5	86	40
did not say	33	15
total	213	100

E Get on with adults in your area?

	number	percentage
1	9	4
2	7	3
3	32	15
4	53	25
5	79	37
did not say	33	15
total	213	100

D Know who to go to if you have problems?

	number	percentage
1	12	6
2	7	3
3	21	10
4	38	18
5	102	48
did not say	33	15
total	213	100

F Feel you are listened to?

	number	percentage
1	19	9
2	26	12
3	45	21
4	48	23
5	42	20
did not say	33	15
total	213	100

G) What would you like to see for yp in your area?

	number	percentage
safety	3	1
better transport	2	1
more decent youth clubs	13	6
places to go for yp	8	4
more activities & fun & community projects (e.g. sports, drama clubs)	54	25
better parks	5	2
job openings	1	0
more opportunities	1	0
stop drinking/more discipline	11	5
more forums/meetings (out of school time)	1	0
more encouragement to be involved	1	0
night lighting on parks	1	0
yp's nightclubs	2	1
indoor skate park	2	1
other (e.g. bike track, swimming pool, fun days, no graffiti, etc.)	15	7
did not say	93	44
total	213	100

H) do you think adults should listen to what young people want?

	number	percentage
yes	131	62
no	9	4
sometimes	32	15
did not say	41	19
total	213	100

Hb) Why/Why not (should adults listen to what yp want)  
Gave Yes(1)

	number	percentage
for more understanding/respect between adults & yp	7	8
we are the future	5	6
yp have good ideas for community	14	17
stop/prevent problems with yp if listened to	18	21
can get more done what yp want	10	12
we are part of community too	3	4
everyone has the right to have a say	10	12
other	17	20
total	84	100

Ia would you like to be more involved in getting adults to listen to you?

	number	percentage
yes	73	34
no	92	43
did not say	48	23
total	213	100

Ib) Why/why not (want to be more involved in getting adults to listen to you)?

	number	percentage
want to be listened to/heard/not ignored	4	2
think it is important that should be listened to	3	1
so adults understand what yp want more	4	2
need to work together	1	0
want to be part of helping community	1	0
children are the future	1	0
adults can stop problems and take issues to	2	1

government		
they won't listen	4	2
nothing will change	2	1
don't want to	10	5
too busy	4	2
can handle own problems	1	0
already feel listened to/have adults to talk to	2	1
are adults	1	0
did not say	173	81
total	213	100

j) anything else you would like to say?

	number
Taking part in community should be encouraged in schools to reach young people earlier.	1

## Appendix 4

### Evaluation

The original idea for a research project came when I was still a young member of NSYF. Some of the younger members wanted to do the research around alcohol as they felt it was an issue for young people in their areas. To do the research, NSYF needed new members and also some peer research training to help them design and carry out questionnaires. Once we'd done a big recruitment drive in the schools, we started on training the young people to become peer researchers. Me (Rachael) and Lucinda were employed to do this as we had already had this kind of training and had been in NSYF for 5 years.

The first session we did went really well. After all the introductions and ice breakers, we got them started straight away with exercises on assumptions, equal opportunities and the importance of listening. The young people did really well with these and the first session turned out to be a success with around 18 members! In the following sessions we proceeded to design the questionnaires by doing mind maps of the types of stuff they wanted to find out and having a chat from the police and council as to what they wanted from the research. They

young people did great thinking of what questions they wanted to the extent that we had 50 questions in the questionnaire! After designing the questionnaires, the young people had lots of practice at approaching people in different situations and went through confidentiality and health and safety issues together. The group started to get closer and new members were frequently joining and coming to see what it was like. We had many team games during sessions to ensure it wasn't too much work for the young people.

Then we started to go out and do the research. At first everyone was excited and many of them turned up to do the questionnaires on the streets and out and about. After a while, our numbers did start decreasing (probably due to the school summer holidays) but even then we managed to get some new members from word of mouth! Nearer the end people did start to come back and do the research and we did so well - in the end, we got 213 questionnaires done (without even going into schools!). I think the young people who did go out did extremely well at approaching people and having patience (as the questionnaire took about 15-20mins!). They got more confident as time went on and were committed to coming both in afternoons and at evening time. Even though it was cold and dark, they still came! They did really well and took all the training on board.

We started having meetings again after the summer holidays to get prepared for the residential and help wrap up the research in time for making the report. Everyone came flooding back to theses when letters were sent out, which was a relief. It was like we'd never been split up as everyone was back to normal.

The residential was really fun! Everyone had a go at most the outdoor activities and conquered their fear of heights. They did so well (me not so well). The work done was really helpful as they started to look at the results of the research (after Lucinda and me doing the collating) and interpret them.

Now they have chosen which questions they want in the report and can start looking at recommendations to make. There are also plans for conferences and new projects! I'm really going to miss NSYF and hope they do just as well with making the report and all their future projects as they have with the research and training.